



# NAVIANCE FACS 7: Career Cluster Exploration & More

## DIRECTIONS:

Go to the Student Portal Page



Click on Clever and login then choose Naviance APP it will login you in seamlessly!

Once in Naviance Click the

- “about me” tab and take the following surveys. Complete ALL 3 Assessments before advancing to the tasks below or researching your Career Presentation!
- Career Cluster Finder( Interests Profiler)
- Career Key(Holland’s Personality scores)
- Strengths Explorer(Gallop)
- Learning Styles Inventory (if you did not take it in 6<sup>th</sup> grade)

**PLEASE TAKE THESE INVENTORIES QUIETLY AND DO NOT SHOUT OUT YOUR RESULTS AS IT INFLUENCES OTHERS AND BREAKS CONCENTRATION**

### Career Key

1. It is important to answer from the heart and to be honest
2. When finished; explore your 3 highest personality type results
3. Explore careers that are recommended for you and check ones of interest
4. Click  three careers from each of your top 3 personality type scores
5. Click  least 5 careers that appeal to you from other personality types

### Career Cluster Finder

1. Select Cluster finder and click on “let’s begin” button on the bottom of page
2. When you get your results— “View All”
3. Add the top three clusters to your profile click  to favorite and save
4. Explore the related careers in the top 3 clusters . Click  to 5 careers/jobs from each of your TOP THREE CLUSTERS

### Learning Styles and Strength Explorer

1. Read the INTRO
2. Take the assessment
3. View the results
4. Be sure to share these results with your families!

**Note:** As you explore, come up with **three options for your Career Presentation.**

**This is an opportunity to teach your peers about** exciting Careers out there !

Everyone will choose a different career!





# NAVIANCE FACS 7: Career Cluster Exploration & More

## DIRECTIONS:

Go to the Student Portal Page



Click on Clever and login then choose Naviance APP it will login you in seamlessly!

Once in Naviance Click the

- “about me” tab and take the following surveys. Complete ALL 3 Assessments before advancing to the tasks below or researching your Career Presentation!
- Career Cluster Finder( Interests Profiler)
- Career Key(Holland’s Personality scores)
- Strengths Explorer(Gallop)
- Learning Styles Inventory (if you did not take it in 6<sup>th</sup> grade)

**PLEASE TAKE THESE INVENTORIES QUIETLY AND DO NOT SHOUT OUT YOUR RESULTS AS IT INFLUENCES OTHERS AND BREAKS CONCENTRATION**

### Career Key

1. It is important to answer from the heart and to be honest
2. When finished; explore your 3 highest personality type results
3. Explore careers that are recommended for you and check ones of interest
4. Click  three careers from each of your top 3 personality type scores
5. Click  least 5 careers that appeal to you from other personality types

### Career Cluster Finder

1. Select Cluster finder and click on “let’s begin” button on the bottom of page
2. When you get your results— “View All”
3. Add the top three clusters to your profile click  to favorite and save
4. Explore the related careers in the top 3 clusters . Click  to 5 careers/jobs from each of your TOP THREE CLUSTERS

### Learning Styles and Strength Explorer

1. Read the INTRO
2. Take the assessment
3. View the results
4. Be sure to share these results with your families!

**Note:** As you explore, come up with **three options for your Career Presentation.**

**This is an opportunity to teach your peers about** exciting Careers out there !

Everyone will choose a different career!





# NAVIANCE FACS 7: Career Cluster Exploration & More

## DIRECTIONS:

Go to the Student Portal Page



Click on Clever and login then choose Naviance APP it will login you in seamlessly!

Once in Naviance Click the

- “about me” tab and take the following surveys. Complete ALL 3 Assessments before advancing to the tasks below or researching your Career Presentation!
- Career Cluster Finder( Interests Profiler)
- Career Key(Holland’s Personality scores)
- Strengths Explorer(Gallop)
- Learning Styles Inventory (if you did not take it in 6<sup>th</sup> grade)

**PLEASE TAKE THESE INVENTORIES QUIETLY AND DO NOT SHOUT OUT YOUR RESULTS AS IT INFLUENCES OTHERS AND BREAKS CONCENTRATION**

### Career Key

1. It is important to answer from the heart and to be honest
2. When finished; explore your 3 highest personality type results
3. Explore careers that are recommended for you and check ones of interest
4. Click  three careers from each of your top 3 personality type scores
5. Click  least 5 careers that appeal to you from other personality types

### Career Cluster Finder

1. Select Cluster finder and click on “let’s begin” button on the bottom of page
2. When you get your results— “View All”
3. Add the top three clusters to your profile click  to favorite and save
4. Explore the related careers in the top 3 clusters . Click  to 5 careers/jobs from each of your TOP THREE CLUSTERS

### Learning Styles and Strength Explorer

1. Read the INTRO
2. Take the assessment
3. View the results
4. Be sure to share these results with your families!

**Note:** As you explore, come up with **three options for your Career Presentation.**

**This is an opportunity to teach your peers about** exciting Careers out there !

Everyone will choose a different career!





# NAVIANCE FACS 7: Career Cluster Exploration & More

## DIRECTIONS:

Go to the Student Portal Page



Click on Clever and login then choose Naviance APP it will login you in seamlessly!

Once in Naviance Click the

- “about me” tab and take the following surveys. Complete ALL 3 Assessments before advancing to the tasks below or researching your Career Presentation!
- Career Cluster Finder( Interests Profiler)
- Career Key(Holland’s Personality scores)
- Strengths Explorer(Gallop)
- Learning Styles Inventory (if you did not take it in 6<sup>th</sup> grade)

**PLEASE TAKE THESE INVENTORIES QUIETLY AND DO NOT SHOUT OUT YOUR RESULTS AS IT INFLUENCES OTHERS AND BREAKS CONCENTRATION**

### Career Key

1. It is important to answer from the heart and to be honest
2. When finished; explore your 3 highest personality type results
3. Explore careers that are recommended for you and check ones of interest
4. Click  three careers from each of your top 3 personality type scores
5. Click  least 5 careers that appeal to you from other personality types

### Career Cluster Finder

1. Select Cluster finder and click on “let’s begin” button on the bottom of page
2. When you get your results— “View All”
3. Add the top three clusters to your profile click  to favorite and save
4. Explore the related careers in the top 3 clusters . Click  to 5 careers/jobs from each of your TOP THREE CLUSTERS

### Learning Styles and Strength Explorer

1. Read the INTRO
2. Take the assessment
3. View the results
4. Be sure to share these results with your families!

**Note:** As you explore, come up with **three options for your Career Presentation.**

**This is an opportunity to teach your peers about** exciting Careers out there !

Everyone will choose a different career!





# NAVIANCE FACS 7: Career Cluster Exploration & More

## DIRECTIONS:

Go to the Student Portal Page



Click on Clever and login then choose Naviance APP it will login you in seamlessly!

Once in Naviance Click the

- “about me” tab and take the following surveys. Complete ALL 3 Assessments before advancing to the tasks below or researching your Career Presentation!
- Career Cluster Finder( Interests Profiler)
- Career Key(Holland’s Personality scores)
- Strengths Explorer(Gallop)
- Learning Styles Inventory (if you did not take it in 6<sup>th</sup> grade)

**PLEASE TAKE THESE INVENTORIES QUIETLY AND DO NOT SHOUT OUT YOUR RESULTS AS IT INFLUENCES OTHERS AND BREAKS CONCENTRATION**

### Career Key

1. It is important to answer from the heart and to be honest
2. When finished; explore your 3 highest personality type results
3. Explore careers that are recommended for you and check ones of interest
4. Click  three careers from each of your top 3 personality type scores
5. Click  least 5 careers that appeal to you from other personality types

### Career Cluster Finder

1. Select Cluster finder and click on “let’s begin” button on the bottom of page
2. When you get your results— “View All”
3. Add the top three clusters to your profile click  to favorite and save
4. Explore the related careers in the top 3 clusters . Click  to 5 careers/jobs from each of your TOP THREE CLUSTERS

### Learning Styles and Strength Explorer

1. Read the INTRO
2. Take the assessment
3. View the results
4. Be sure to share these results with your families!

**Note:** As you explore, come up with **three options for your Career Presentation.**

**This is an opportunity to teach your peers about** exciting Careers out there !

Everyone will choose a different career!





# NAVIANCE FACS 7: Career Cluster Exploration & More

## DIRECTIONS:

Go to the Student Portal Page



Click on Clever and login then choose Naviance APP it will login you in seamlessly!

Once in Naviance Click the

- “about me” tab and take the following surveys. Complete ALL 3 Assessments before advancing to the tasks below or researching your Career Presentation!
- Career Cluster Finder( Interests Profiler)
- Career Key(Holland’s Personality scores)
- Strengths Explorer(Gallop)
- Learning Styles Inventory (if you did not take it in 6<sup>th</sup> grade)

**PLEASE TAKE THESE INVENTORIES QUIETLY AND DO NOT SHOUT OUT YOUR RESULTS AS IT INFLUENCES OTHERS AND BREAKS CONCENTRATION**

### Career Key

1. It is important to answer from the heart and to be honest
2. When finished; explore your 3 highest personality type results
3. Explore careers that are recommended for you and check ones of interest
4. Click  three careers from each of your top 3 personality type scores
5. Click  least 5 careers that appeal to you from other personality types

### Career Cluster Finder

1. Select Cluster finder and click on “let’s begin” button on the bottom of page
2. When you get your results— “View All”
3. Add the top three clusters to your profile click  to favorite and save
4. Explore the related careers in the top 3 clusters . Click  to 5 careers/jobs from each of your TOP THREE CLUSTERS

### Learning Styles and Strength Explorer

1. Read the INTRO
2. Take the assessment
3. View the results
4. Be sure to share these results with your families!

**Note:** As you explore, come up with **three options for your Career Presentation.**

**This is an opportunity to teach your peers about** exciting Careers out there !

Everyone will choose a different career!





# NAVIANCE FACS 7: Career Cluster Exploration & More

## DIRECTIONS:

Go to the Student Portal Page



Click on Clever and login then choose Naviance APP it will login you in seamlessly!

Once in Naviance Click the

- “about me” tab and take the following surveys. Complete ALL 3 Assessments before advancing to the tasks below or researching your Career Presentation!
- Career Cluster Finder( Interests Profiler)
- Career Key(Holland’s Personality scores)
- Strengths Explorer(Gallop)
- Learning Styles Inventory (if you did not take it in 6<sup>th</sup> grade)

**PLEASE TAKE THESE INVENTORIES QUIETLY AND DO NOT SHOUT OUT YOUR RESULTS AS IT INFLUENCES OTHERS AND BREAKS CONCENTRATION**

### Career Key

1. It is important to answer from the heart and to be honest
2. When finished; explore your 3 highest personality type results
3. Explore careers that are recommended for you and check ones of interest
4. Click  three careers from each of your top 3 personality type scores
5. Click  least 5 careers that appeal to you from other personality types

### Career Cluster Finder

1. Select Cluster finder and click on “let’s begin” button on the bottom of page
2. When you get your results— “View All”
3. Add the top three clusters to your profile click  to favorite and save
4. Explore the related careers in the top 3 clusters . Click  to 5 careers/jobs from each of your TOP THREE CLUSTERS

### Learning Styles and Strength Explorer

1. Read the INTRO
2. Take the assessment
3. View the results
4. Be sure to share these results with your families!

**Note:** As you explore, come up with **three options for your Career Presentation.**

**This is an opportunity to teach your peers about** exciting Careers out there !

Everyone will choose a different career!





# NAVIANCE FACS 7: Career Cluster Exploration & More

## DIRECTIONS:

Go to the Student Portal Page



Click on Clever and login then choose Naviance APP it will login you in seamlessly!

Once in Naviance Click the

- “about me” tab and take the following surveys. Complete ALL 3 Assessments before advancing to the tasks below or researching your Career Presentation!
- Career Cluster Finder( Interests Profiler)
- Career Key(Holland’s Personality scores)
- Strengths Explorer(Gallop)
- Learning Styles Inventory (if you did not take it in 6<sup>th</sup> grade)

**PLEASE TAKE THESE INVENTORIES QUIETLY AND DO NOT SHOUT OUT YOUR RESULTS AS IT INFLUENCES OTHERS AND BREAKS CONCENTRATION**

### Career Key

1. It is important to answer from the heart and to be honest
2. When finished; explore your 3 highest personality type results
3. Explore careers that are recommended for you and check ones of interest
4. Click  three careers from each of your top 3 personality type scores
5. Click  least 5 careers that appeal to you from other personality types

### Career Cluster Finder

1. Select Cluster finder and click on “let’s begin” button on the bottom of page
2. When you get your results— “View All”
3. Add the top three clusters to your profile click  to favorite and save
4. Explore the related careers in the top 3 clusters . Click  to 5 careers/jobs from each of your TOP THREE CLUSTERS

### Learning Styles and Strength Explorer

1. Read the INTRO
2. Take the assessment
3. View the results
4. Be sure to share these results with your families!

**Note:** As you explore, come up with **three options for your Career Presentation.**

**This is an opportunity to teach your peers about** exciting Careers out there !

Everyone will choose a different career!







# NAVIANCE FACS 7: Career Cluster Exploration & More

## DIRECTIONS:

Go to the Student Portal Page



Click on Clever and login then choose Naviance APP it will login you in seamlessly!

Once in Naviance Click the

- “about me” tab and take the following surveys. Complete ALL 3 Assessments before advancing to the tasks below or researching your Career Presentation!
- Career Cluster Finder( Interests Profiler)
- Career Key(Holland’s Personality scores)
- Strengths Explorer(Gallop)
- Learning Styles Inventory (if you did not take it in 6<sup>th</sup> grade)

**PLEASE TAKE THESE INVENTORIES QUIETLY AND DO NOT SHOUT OUT YOUR RESULTS AS IT INFLUENCES OTHERS AND BREAKS CONCENTRATION**

### Career Key

1. It is important to answer from the heart and to be honest
2. When finished; explore your 3 highest personality type results
3. Explore careers that are recommended for you and check ones of interest
4. Click  three careers from each of your top 3 personality type scores
5. Click  least 5 careers that appeal to you from other personality types

### Career Cluster Finder

1. Select Cluster finder and click on “let’s begin” button on the bottom of page
2. When you get your results— “View All”
3. Add the top three clusters to your profile click  to favorite and save
4. Explore the related careers in the top 3 clusters . Click  to 5 careers/jobs from each of your TOP THREE CLUSTERS

### Learning Styles and Strength Explorer

1. Read the INTRO
2. Take the assessment
3. View the results
4. Be sure to share these results with your families!

**Note:** As you explore, come up with **three options for your Career Presentation.**

**This is an opportunity to teach your peers about** exciting Careers out there !

Everyone will choose a different career!





# NAVIANCE FACS 7: Career Cluster Exploration & More

## DIRECTIONS:

Go to the Student Portal Page



Click on Clever and login then choose Naviance APP it will login you in seamlessly!

Once in Naviance Click the



- “about me” tab and take the following surveys. Complete ALL 3 Assessments before advancing to the tasks below or researching your Career Presentation!
- Career Cluster Finder( Interests Profiler)
- Career Key(Holland’s Personality scores)
- Strengths Explorer(Gallop)
- Learning Styles Inventory (if you did not take it in 6<sup>th</sup> grade)

**PLEASE TAKE THESE INVENTORIES QUIETLY AND DO NOT SHOUT OUT YOUR RESULTS AS IT INFLUENCES OTHERS AND BREAKS CONCENTRATION**

### Career Key

1. It is important to answer from the heart and to be honest
2. When finished; explore your 3 highest personality type results
3. Explore careers that are recommended for you and check ones of interest
4. Click  three careers from each of your top 3 personality type scores
5. Click  least 5 careers that appeal to you from other personality types

### Career Cluster Finder

1. Select Cluster finder and click on “let’s begin” button on the bottom of page
2. When you get your results— “View All”
3. Add the top three clusters to your profile click  to favorite and save
4. Explore the related careers in the top 3 clusters . Click  to 5 careers/jobs from each of your TOP THREE CLUSTERS

### Learning Styles and Strength Explorer

1. Read the INTRO
2. Take the assessment
3. View the results
4. Be sure to share these results with your families!

**Note:** As you explore, come up with **three options for your Career Presentation.**

**This is an opportunity to teach your peers about** exciting Careers out there !

Everyone will choose a different career!





# NAVIANCE FACS 7: Career Cluster Exploration & More

## DIRECTIONS:

Go to the Student Portal Page



Click on Clever and login then choose Naviance APP it will login you in seamlessly!

Once in Naviance Click the



- “about me” tab and take the following surveys. Complete ALL 3 Assessments before advancing to the tasks below or researching your Career Presentation!
- Career Cluster Finder( Interests Profiler)
- Career Key(Holland’s Personality scores)
- Strengths Explorer(Gallop)
- Learning Styles Inventory (if you did not take it in 6<sup>th</sup> grade)

**PLEASE TAKE THESE INVENTORIES QUIETLY AND DO NOT SHOUT OUT YOUR RESULTS AS IT INFLUENCES OTHERS AND BREAKS CONCENTRATION**

### Career Key

1. It is important to answer from the heart and to be honest
2. When finished; explore your 3 highest personality type results
3. Explore careers that are recommended for you and check ones of interest
4. Click  three careers from each of your top 3 personality type scores
5. Click  least 5 careers that appeal to you from other personality types

### Career Cluster Finder

1. Select Cluster finder and click on “let’s begin” button on the bottom of page
2. When you get your results— “View All”
3. Add the top three clusters to your profile click  to favorite and save
4. Explore the related careers in the top 3 clusters . Click  to 5 careers/jobs from each of your TOP THREE CLUSTERS

### Learning Styles and Strength Explorer

1. Read the INTRO
2. Take the assessment
3. View the results
4. Be sure to share these results with your families!

**Note:** As you explore, come up with **three options for your Career Presentation.**

**This is an opportunity to teach your peers about** exciting Careers out there !

Everyone will choose a different career!





# NAVIANCE FACS 7: Career Cluster Exploration & More

## DIRECTIONS:

Go to the Student Portal Page



Click on Clever and login then choose Naviance APP it will login you in seamlessly!

Once in Naviance Click the

- “about me” tab and take the following surveys. Complete ALL 3 Assessments before advancing to the tasks below or researching your Career Presentation!
- Career Cluster Finder( Interests Profiler)
- Career Key(Holland’s Personality scores)
- Strengths Explorer(Gallop)
- Learning Styles Inventory (if you did not take it in 6<sup>th</sup> grade)

**PLEASE TAKE THESE INVENTORIES QUIETLY AND DO NOT SHOUT OUT YOUR RESULTS AS IT INFLUENCES OTHERS AND BREAKS CONCENTRATION**

### Career Key

1. It is important to answer from the heart and to be honest
2. When finished; explore your 3 highest personality type results
3. Explore careers that are recommended for you and check ones of interest
4. Click  three careers from each of your top 3 personality type scores
5. Click  least 5 careers that appeal to you from other personality types

### Career Cluster Finder

1. Select Cluster finder and click on “let’s begin” button on the bottom of page
2. When you get your results— “View All”
3. Add the top three clusters to your profile click  to favorite and save
4. Explore the related careers in the top 3 clusters . Click  to 5 careers/jobs from each of your TOP THREE CLUSTERS

### Learning Styles and Strength Explorer

1. Read the INTRO
2. Take the assessment
3. View the results
4. Be sure to share these results with your families!

**Note:** As you explore, come up with three options for your Career Presentation.

**This is an opportunity to teach your peers about** exciting Careers out there !

Everyone will choose a different career!





# NAVIANCE FACS 7: Career Cluster Exploration & More

## DIRECTIONS:

Go to the Student Portal Page



Click on Clever and login then choose Naviance APP it will login you in seamlessly!

Once in Naviance Click the

- “about me” tab and take the following surveys. Complete ALL 3 Assessments before advancing to the tasks below or researching your Career Presentation!
- Career Cluster Finder( Interests Profiler)
- Career Key(Holland’s Personality scores)
- Strengths Explorer(Gallop)
- Learning Styles Inventory (if you did not take it in 6<sup>th</sup> grade)

**PLEASE TAKE THESE INVENTORIES QUIETLY AND DO NOT SHOUT OUT YOUR RESULTS AS IT INFLUENCES OTHERS AND BREAKS CONCENTRATION**

### Career Key

1. It is important to answer from the heart and to be honest
2. When finished; explore your 3 highest personality type results
3. Explore careers that are recommended for you and check ones of interest
4. Click  three careers from each of your top 3 personality type scores
5. Click  least 5 careers that appeal to you from other personality types

### Career Cluster Finder

1. Select Cluster finder and click on “let’s begin” button on the bottom of page
2. When you get your results— “View All”
3. Add the top three clusters to your profile click  to favorite and save
4. Explore the related careers in the top 3 clusters . Click  to 5 careers/jobs from each of your TOP THREE CLUSTERS

### Learning Styles and Strength Explorer

1. Read the INTRO
2. Take the assessment
3. View the results
4. Be sure to share these results with your families!

**Note:** As you explore, come up with **three options for your Career Presentation.**

**This is an opportunity to teach your peers about** exciting Careers out there !

Everyone will choose a different career!





# NAVIANCE FACS 7: Career Cluster Exploration & More

## DIRECTIONS:

Go to the Student Portal Page



Click on Clever and login then choose Naviance APP it will login you in seamlessly!

Once in Naviance Click the

- “about me” tab and take the following surveys. Complete ALL 3 Assessments before advancing to the tasks below or researching your Career Presentation!
- Career Cluster Finder( Interests Profiler)
- Career Key(Holland’s Personality scores)
- Strengths Explorer(Gallop)
- Learning Styles Inventory (if you did not take it in 6<sup>th</sup> grade)

**PLEASE TAKE THESE INVENTORIES QUIETLY AND DO NOT SHOUT OUT YOUR RESULTS AS IT INFLUENCES OTHERS AND BREAKS CONCENTRATION**

### Career Key

1. It is important to answer from the heart and to be honest
2. When finished; explore your 3 highest personality type results
3. Explore careers that are recommended for you and check ones of interest
4. Click  three careers from each of your top 3 personality type scores
5. Click  least 5 careers that appeal to you from other personality types

### Career Cluster Finder

1. Select Cluster finder and click on “let’s begin” button on the bottom of page
2. When you get your results— “View All”
3. Add the top three clusters to your profile click  to favorite and save
4. Explore the related careers in the top 3 clusters . Click  to 5 careers/jobs from each of your TOP THREE CLUSTERS

### Learning Styles and Strength Explorer

1. Read the INTRO
2. Take the assessment
3. View the results
4. Be sure to share these results with your families!

**Note:** As you explore, come up with **three options for your Career Presentation.**

**This is an opportunity to teach your peers about** exciting Careers out there !

Everyone will choose a different career!





# NAVIANCE FACS 7: Career Cluster Exploration & More

## DIRECTIONS:

Go to the Student Portal Page



Click on Clever and login then choose Naviance APP it will login you in seamlessly!

Once in Naviance Click the

- “about me” tab and take the following surveys. Complete ALL 3 Assessments before advancing to the tasks below or researching your Career Presentation!
- Career Cluster Finder( Interests Profiler)
- Career Key(Holland’s Personality scores)
- Strengths Explorer(Gallop)
- Learning Styles Inventory (if you did not take it in 6<sup>th</sup> grade)

**PLEASE TAKE THESE INVENTORIES QUIETLY AND DO NOT SHOUT OUT YOUR RESULTS AS IT INFLUENCES OTHERS AND BREAKS CONCENTRATION**

### Career Key

1. It is important to answer from the heart and to be honest
2. When finished; explore your 3 highest personality type results
3. Explore careers that are recommended for you and check ones of interest
4. Click  three careers from each of your top 3 personality type scores
5. Click  least 5 careers that appeal to you from other personality types

### Career Cluster Finder

1. Select Cluster finder and click on “let’s begin” button on the bottom of page
2. When you get your results— “View All”
3. Add the top three clusters to your profile click  to favorite and save
4. Explore the related careers in the top 3 clusters . Click  to 5 careers/jobs from each of your TOP THREE CLUSTERS

### Learning Styles and Strength Explorer

1. Read the INTRO
2. Take the assessment
3. View the results
4. Be sure to share these results with your families!

**Note:** As you explore, come up with **three options for your Career Presentation.**

**This is an opportunity to teach your peers about** exciting Careers out there !

Everyone will choose a different career!





# NAVIANCE FACS 7: Career Cluster Exploration & More

## DIRECTIONS:

Go to the Student Portal Page



Click on Clever and login then choose Naviance APP it will login you in seamlessly!

Once in Naviance Click the

- “about me” tab and take the following surveys. Complete ALL 3 Assessments before advancing to the tasks below or researching your Career Presentation!
- Career Cluster Finder( Interests Profiler)
- Career Key(Holland’s Personality scores)
- Strengths Explorer(Gallop)
- Learning Styles Inventory (if you did not take it in 6<sup>th</sup> grade)

**PLEASE TAKE THESE INVENTORIES QUIETLY AND DO NOT SHOUT OUT YOUR RESULTS AS IT INFLUENCES OTHERS AND BREAKS CONCENTRATION**

### Career Key

1. It is important to answer from the heart and to be honest
2. When finished; explore your 3 highest personality type results
3. Explore careers that are recommended for you and check ones of interest
4. Click  three careers from each of your top 3 personality type scores
5. Click  least 5 careers that appeal to you from other personality types

### Career Cluster Finder

1. Select Cluster finder and click on “let’s begin” button on the bottom of page
2. When you get your results— “View All”
3. Add the top three clusters to your profile click  to favorite and save
4. Explore the related careers in the top 3 clusters . Click  to 5 careers/jobs from each of your TOP THREE CLUSTERS

### Learning Styles and Strength Explorer

1. Read the INTRO
2. Take the assessment
3. View the results
4. Be sure to share these results with your families!

**Note:** As you explore, come up with **three options for your Career Presentation.**

**This is an opportunity to teach your peers about** exciting Careers out there !

Everyone will choose a different career!







# NAVIANCE FACS 7: Career Cluster Exploration & More

## DIRECTIONS:

Go to the Student Portal Page



Click on Clever and login then choose Naviance APP it will login you in seamlessly!

Once in Naviance Click the

- “about me” tab and take the following surveys. Complete ALL 3 Assessments before advancing to the tasks below or researching your Career Presentation!
- Career Cluster Finder( Interests Profiler)
- Career Key(Holland’s Personality scores)
- Strengths Explorer(Gallop)
- Learning Styles Inventory (if you did not take it in 6<sup>th</sup> grade)

**PLEASE TAKE THESE INVENTORIES QUIETLY AND DO NOT SHOUT OUT YOUR RESULTS AS IT INFLUENCES OTHERS AND BREAKS CONCENTRATION**

### Career Key

1. It is important to answer from the heart and to be honest
2. When finished; explore your 3 highest personality type results
3. Explore careers that are recommended for you and check ones of interest
4. Click  three careers from each of your top 3 personality type scores
5. Click  least 5 careers that appeal to you from other personality types

### Career Cluster Finder

1. Select Cluster finder and click on “let’s begin” button on the bottom of page
2. When you get your results— “View All”
3. Add the top three clusters to your profile click  to favorite and save
4. Explore the related careers in the top 3 clusters . Click  to 5 careers/jobs from each of your TOP THREE CLUSTERS

### Learning Styles and Strength Explorer

1. Read the INTRO
2. Take the assessment
3. View the results
4. Be sure to share these results with your families!

**Note:** As you explore, come up with **three options for your Career Presentation.**

**This is an opportunity to teach your peers about** exciting Careers out there !

Everyone will choose a different career!





# NAVIANCE FACS 7: Career Cluster Exploration & More

## DIRECTIONS:

Go to the Student Portal Page



Click on Clever and login then choose Naviance APP it will login you in seamlessly!

Once in Naviance Click the

- “about me” tab and take the following surveys. Complete ALL 3 Assessments before advancing to the tasks below or researching your Career Presentation!
- Career Cluster Finder( Interests Profiler)
- Career Key(Holland’s Personality scores)
- Strengths Explorer(Gallop)
- Learning Styles Inventory (if you did not take it in 6<sup>th</sup> grade)

**PLEASE TAKE THESE INVENTORIES QUIETLY AND DO NOT SHOUT OUT YOUR RESULTS AS IT INFLUENCES OTHERS AND BREAKS CONCENTRATION**

### Career Key

1. It is important to answer from the heart and to be honest
2. When finished; explore your 3 highest personality type results
3. Explore careers that are recommended for you and check ones of interest
4. Click  three careers from each of your top 3 personality type scores
5. Click  least 5 careers that appeal to you from other personality types

### Career Cluster Finder

1. Select Cluster finder and click on “let’s begin” button on the bottom of page
2. When you get your results— “View All”
3. Add the top three clusters to your profile click  to favorite and save
4. Explore the related careers in the top 3 clusters . Click  to 5 careers/jobs from each of your TOP THREE CLUSTERS

### Learning Styles and Strength Explorer

1. Read the INTRO
2. Take the assessment
3. View the results
4. Be sure to share these results with your families!

**Note:** As you explore, come up with **three options for your Career Presentation.**

**This is an opportunity to teach your peers about** exciting Careers out there !

Everyone will choose a different career!





# NAVIANCE FACS 7: Career Cluster Exploration & More

## DIRECTIONS:

Go to the Student Portal Page



Click on Clever and login then choose Naviance APP it will login you in seamlessly!

Once in Naviance Click the

- “about me” tab and take the following surveys. Complete ALL 3 Assessments before advancing to the tasks below or researching your Career Presentation!
- Career Cluster Finder( Interests Profiler)
- Career Key(Holland’s Personality scores)
- Strengths Explorer(Gallop)
- Learning Styles Inventory (if you did not take it in 6<sup>th</sup> grade)

**PLEASE TAKE THESE INVENTORIES QUIETLY AND DO NOT SHOUT OUT YOUR RESULTS AS IT INFLUENCES OTHERS AND BREAKS CONCENTRATION**

### Career Key

1. It is important to answer from the heart and to be honest
2. When finished; explore your 3 highest personality type results
3. Explore careers that are recommended for you and check ones of interest
4. Click  three careers from each of your top 3 personality type scores
5. Click  least 5 careers that appeal to you from other personality types

### Career Cluster Finder

1. Select Cluster finder and click on “let’s begin” button on the bottom of page
2. When you get your results— “View All”
3. Add the top three clusters to your profile click  to favorite and save
4. Explore the related careers in the top 3 clusters . Click  to 5 careers/jobs from each of your TOP THREE CLUSTERS

### Learning Styles and Strength Explorer

1. Read the INTRO
2. Take the assessment
3. View the results
4. Be sure to share these results with your families!

**Note:** As you explore, come up with **three options for your Career Presentation.**

**This is an opportunity to teach your peers about** exciting Careers out there !

Everyone will choose a different career!





# NAVIANCE FACS 7: Career Cluster Exploration & More

## DIRECTIONS:

Go to the Student Portal Page



Click on Clever and login then choose Naviance APP it will login you in seamlessly!

Once in Naviance Click the

- “about me” tab and take the following surveys. Complete ALL 3 Assessments before advancing to the tasks below or researching your Career Presentation!
- Career Cluster Finder( Interests Profiler)
- Career Key(Holland's Personality scores)
- Strengths Explorer(Gallop)
- Learning Styles Inventory (if you did not take it in 6<sup>th</sup> grade)

**PLEASE TAKE THESE INVENTORIES QUIETLY AND DO NOT SHOUT OUT YOUR RESULTS AS IT INFLUENCES OTHERS AND BREAKS CONCENTRATION**

### Career Key

1. It is important to answer from the heart and to be honest
2. When finished; explore your 3 highest personality type results
3. Explore careers that are recommended for you and check ones of interest
4. Click  three careers from each of your top 3 personality type scores
5. Click  least 5 careers that appeal to you from other personality types

### Career Cluster Finder

1. Select Cluster finder and click on “let's begin” button on the bottom of page
2. When you get your results— “View All”
3. Add the top three clusters to your profile click  to favorite and save
4. Explore the related careers in the top 3 clusters . Click  to 5 careers/jobs from each of your TOP THREE CLUSTERS

### Learning Styles and Strength Explorer

1. Read the INTRO
2. Take the assessment
3. View the results
4. Be sure to share these results with your families!

**Note:** As you explore, come up with **three options for your Career Presentation.**

**This is an opportunity to teach your peers about** exciting Careers out there !

Everyone will choose a different career!





# NAVIANCE FACS 7: Career Cluster Exploration & More

## DIRECTIONS:

Go to the Student Portal Page



Click on Clever and login then choose Naviance APP it will login you in seamlessly!

Once in Naviance Click the

- “about me” tab and take the following surveys. Complete ALL 3 Assessments before advancing to the tasks below or researching your Career Presentation!
- Career Cluster Finder( Interests Profiler)
- Career Key(Holland's Personality scores)
- Strengths Explorer(Gallop)
- Learning Styles Inventory (if you did not take it in 6<sup>th</sup> grade)

**PLEASE TAKE THESE INVENTORIES QUIETLY AND DO NOT SHOUT OUT YOUR RESULTS AS IT INFLUENCES OTHERS AND BREAKS CONCENTRATION**

### Career Key

1. It is important to answer from the heart and to be honest
2. When finished; explore your 3 highest personality type results
3. Explore careers that are recommended for you and check ones of interest
4. Click  three careers from each of your top 3 personality type scores
5. Click  least 5 careers that appeal to you from other personality types

### Career Cluster Finder

1. Select Cluster finder and click on “let's begin” button on the bottom of page
2. When you get your results— “View All”
3. Add the top three clusters to your profile click  to favorite and save
4. Explore the related careers in the top 3 clusters . Click  to 5 careers/jobs from each of your TOP THREE CLUSTERS

### Learning Styles and Strength Explorer

1. Read the INTRO
2. Take the assessment
3. View the results
4. Be sure to share these results with your families!

**Note:** As you explore, come up with **three options for your Career Presentation.**

**This is an opportunity to teach your peers about** exciting Careers out there !

Everyone will choose a different career!





# NAVIANCE FACS 7: Career Cluster Exploration & More

## DIRECTIONS:

Go to the Student Portal Page



Click on Clever and login then choose Naviance APP it will login you in seamlessly!

Once in Naviance Click the

- “about me” tab and take the following surveys. Complete ALL 3 Assessments before advancing to the tasks below or researching your Career Presentation!
- Career Cluster Finder( Interests Profiler)
- Career Key(Holland’s Personality scores)
- Strengths Explorer(Gallop)
- Learning Styles Inventory (if you did not take it in 6<sup>th</sup> grade)

**PLEASE TAKE THESE INVENTORIES QUIETLY AND DO NOT SHOUT OUT YOUR RESULTS AS IT INFLUENCES OTHERS AND BREAKS CONCENTRATION**

### Career Key

1. It is important to answer from the heart and to be honest
2. When finished; explore your 3 highest personality type results
3. Explore careers that are recommended for you and check ones of interest
4. Click  three careers from each of your top 3 personality type scores
5. Click  least 5 careers that appeal to you from other personality types

### Career Cluster Finder

1. Select Cluster finder and click on “let’s begin” button on the bottom of page
2. When you get your results— “View All”
3. Add the top three clusters to your profile click  to favorite and save
4. Explore the related careers in the top 3 clusters . Click  to 5 careers/jobs from each of your TOP THREE CLUSTERS

### Learning Styles and Strength Explorer

1. Read the INTRO
2. Take the assessment
3. View the results
4. Be sure to share these results with your families!

**Note:** As you explore, come up with **three options for your Career Presentation.**

**This is an opportunity to teach your peers about** exciting Careers out there !

Everyone will choose a different career!





# NAVIANCE FACS 7: Career Cluster Exploration & More

## DIRECTIONS:

Go to the Student Portal Page



Click on Clever and login then choose Naviance APP it will login you in seamlessly!

Once in Naviance Click the

- “about me” tab and take the following surveys. Complete ALL 3 Assessments before advancing to the tasks below or researching your Career Presentation!
- Career Cluster Finder( Interests Profiler)
- Career Key(Holland’s Personality scores)
- Strengths Explorer(Gallop)
- Learning Styles Inventory (if you did not take it in 6<sup>th</sup> grade)

**PLEASE TAKE THESE INVENTORIES QUIETLY AND DO NOT SHOUT OUT YOUR RESULTS AS IT INFLUENCES OTHERS AND BREAKS CONCENTRATION**

### Career Key

1. It is important to answer from the heart and to be honest
2. When finished; explore your 3 highest personality type results
3. Explore careers that are recommended for you and check ones of interest
4. Click  three careers from each of your top 3 personality type scores
5. Click  least 5 careers that appeal to you from other personality types

### Career Cluster Finder

1. Select Cluster finder and click on “let’s begin” button on the bottom of page
2. When you get your results— “View All”
3. Add the top three clusters to your profile click  to favorite and save
4. Explore the related careers in the top 3 clusters . Click  to 5 careers/jobs from each of your TOP THREE CLUSTERS

### Learning Styles and Strength Explorer

1. Read the INTRO
2. Take the assessment
3. View the results
4. Be sure to share these results with your families!

**Note:** As you explore, come up with **three options for your Career Presentation.**

**This is an opportunity to teach your peers about** exciting Careers out there !

Everyone will choose a different career!





# NAVIANCE FACS 7: Career Cluster Exploration & More

## DIRECTIONS:

Go to the Student Portal Page



Click on Clever and login then choose Naviance APP it will login you in seamlessly!

Once in Naviance Click the

- “about me” tab and take the following surveys. Complete ALL 3 Assessments before advancing to the tasks below or researching your Career Presentation!
- Career Cluster Finder( Interests Profiler)
- Career Key(Holland’s Personality scores)
- Strengths Explorer(Gallop)
- Learning Styles Inventory (if you did not take it in 6<sup>th</sup> grade)

**PLEASE TAKE THESE INVENTORIES QUIETLY AND DO NOT SHOUT OUT YOUR RESULTS AS IT INFLUENCES OTHERS AND BREAKS CONCENTRATION**

### Career Key

1. It is important to answer from the heart and to be honest
2. When finished; explore your 3 highest personality type results
3. Explore careers that are recommended for you and check ones of interest
4. Click  three careers from each of your top 3 personality type scores
5. Click  least 5 careers that appeal to you from other personality types

### Career Cluster Finder

1. Select Cluster finder and click on “let’s begin” button on the bottom of page
2. When you get your results— “View All”
3. Add the top three clusters to your profile click  to favorite and save
4. Explore the related careers in the top 3 clusters . Click  to 5 careers/jobs from each of your TOP THREE CLUSTERS

### Learning Styles and Strength Explorer

1. Read the INTRO
2. Take the assessment
3. View the results
4. Be sure to share these results with your families!

**Note:** As you explore, come up with **three options for your Career Presentation.**

**This is an opportunity to teach your peers about** exciting Careers out there !

Everyone will choose a different career!

