

# Parent/Guardian Access

## Access to Schooltool:



Use Schooltool to

- view student schedules
- check grades
- view quarterly report cards

Request account login information from  
TCMS Main Office at 242-5100 x3526

## Access to Schoology:



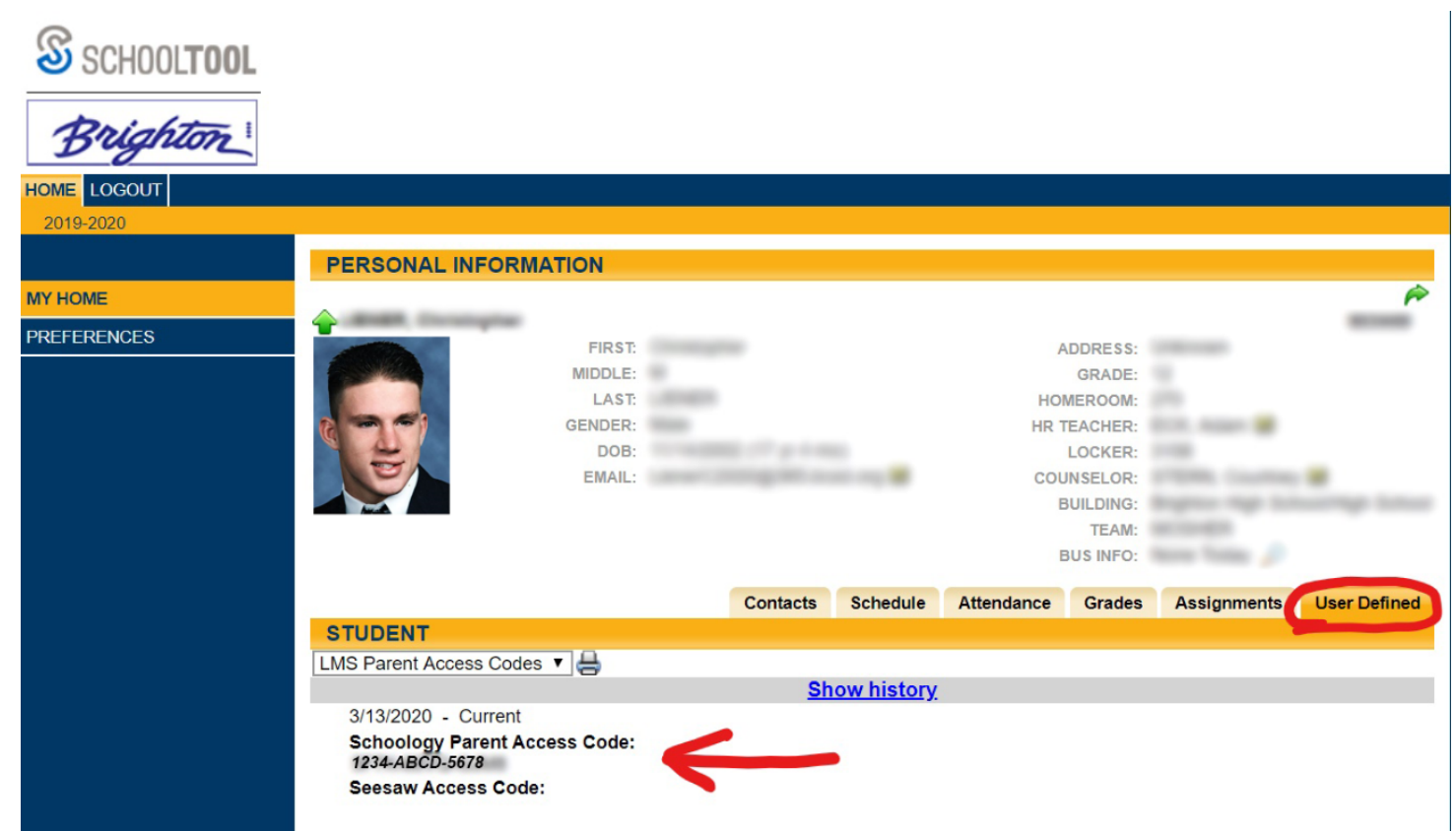
Use Schoology to

- view student coursework by class

### Step 1: Get the access code

In Schooltool, locate your student's access code at the **"User Defined"** tab. Each student has a unique code.

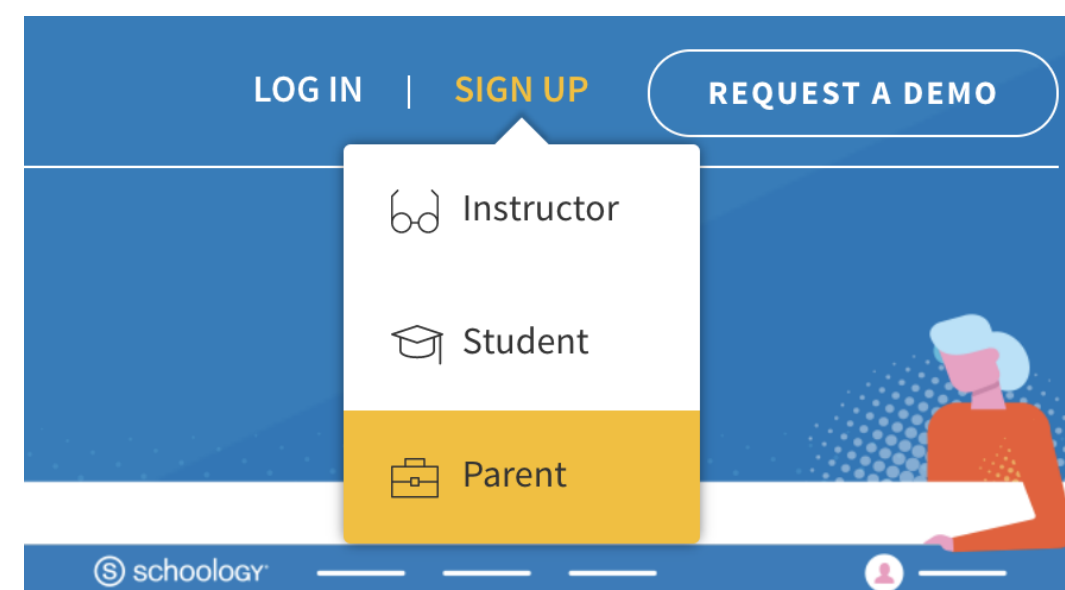
Use this code when setting up your access at the Schoology website in Step 2 below.



### Step 2: Register at Schoology

Navigate to [www.schoology.com](http://www.schoology.com).

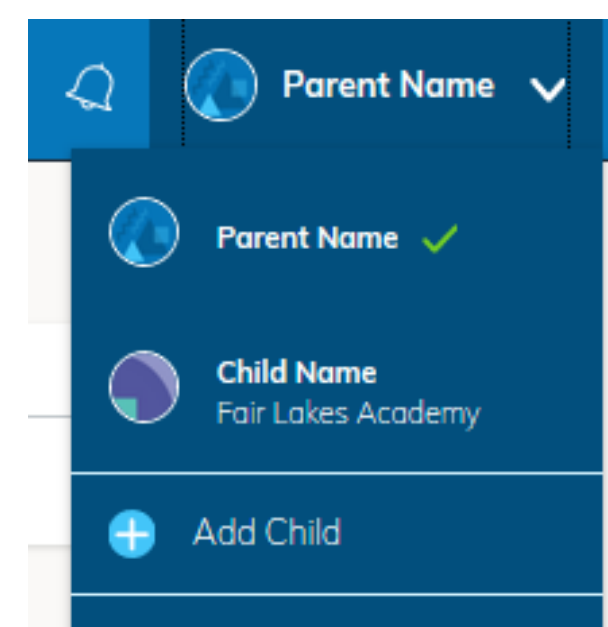
- Click the **"Sign Up"** button
- Choose **"Parent"**
- **Enter the access code** for your student
- **Register** with a username and password



### Step 3: View your student's activity

Click on your student's name to see Schoology from your student's perspective.

Add additional students by clicking the "+ Add Child" button.



For more information, see the BCSD "Technology Help" page at <https://www.bcsd.org/Page/15700>.  
Schoology resources can also be found at <https://support.schoology.com/hc/en-us/articles/201000873-Parent-Guide>.