

Please rank the scenarios from most desirable to least desirable (1 being the most desirable, 5 being the least desirable)

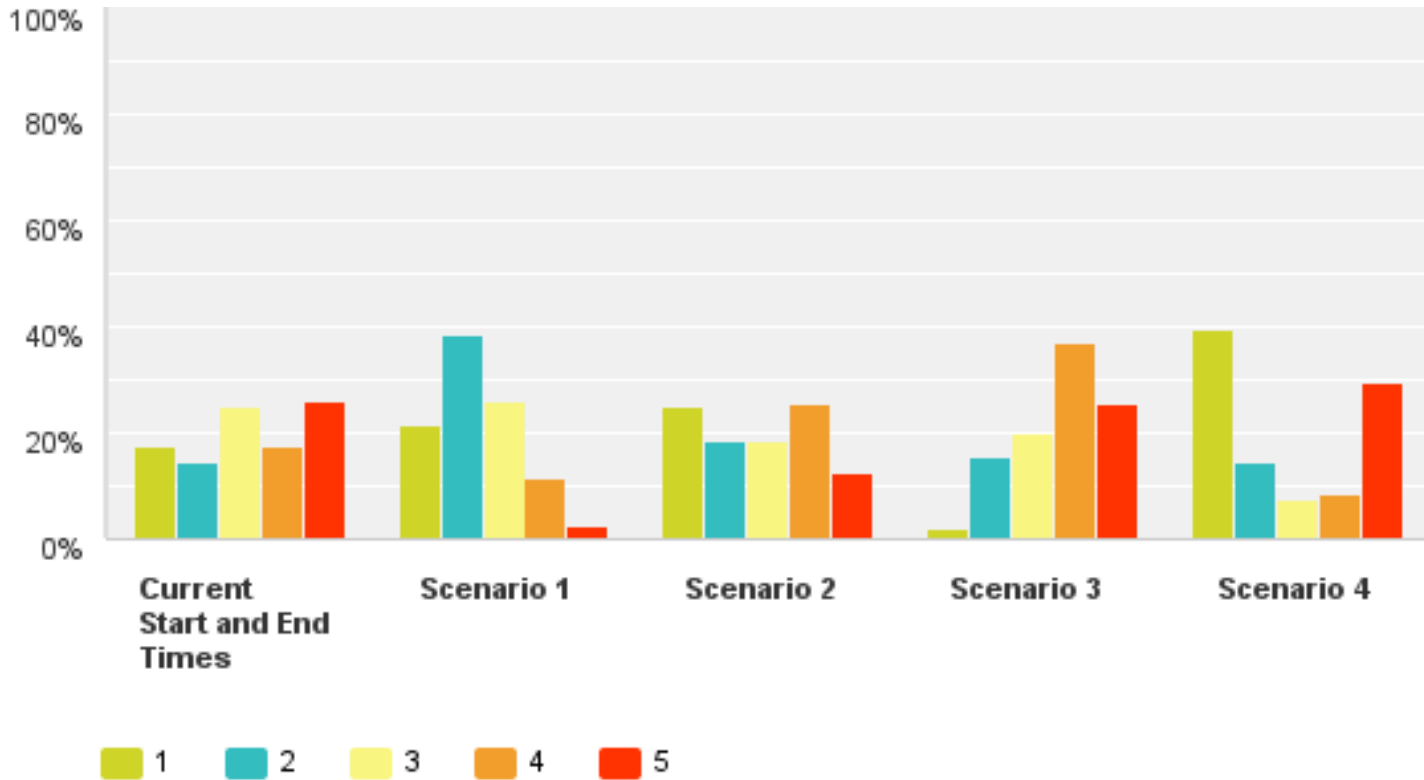
<b>Scenario 1 Cost Neutral</b>							
Description	Earliest AM Bus Start	AM Arrival	School Start Time	School End Time	PM Ride Start	Latest PM Ride End	
BHS	7:40 AM	8:15 AM	8:30 AM	3:37 PM	3:46 PM	4:25 PM	
TCMS	6:40 AM	7:15 AM	7:45 AM	2:39 PM	2:46 PM	3:25 PM	
FRES	8:10 AM	8:55 AM	9:00 AM	3:30 PM	3:45 PM	4:34 PM	
CRPS	7:15 AM	8:05 AM	8:10 AM	2:40 PM	2:50 PM	3:26 PM	

<b>Scenario 2 Additional Cost of Approximately \$560,000</b>							
Description	Earliest AM Bus Start	AM Arrival	School Start Time	School End Time	PM Ride Start	Latest PM Ride End	
BHS	7:40 AM	8:15 AM	8:30 AM	3:37 PM	3:46 PM	4:25 PM	
TCMS	7:40 AM	8:15 AM	8:30 AM	3:24 PM	3:46 PM	4:25 PM	
FRES	8:20 AM	8:55 AM	9:00 AM	3:30 PM	3:45 PM	4:34 PM	
CRPS	7:15 AM	8:05 AM	8:10 AM	2:40 PM	2:50 PM	3:26 PM	

<b>Scenario 3 Additional Cost of Approximately \$560,000</b>							
Description	Earliest AM Bus Start	AM Arrival	School Start Time	School End Time	PM Ride Start	Latest PM Ride End	
BHS	7:30 AM	8:05 AM	8:15 AM	3:22 PM	3:31 PM	4:10 PM	
TCMS	6:40 AM	7:15 AM	7:45 AM	2:39 PM	2:46 PM	3:25 PM	
FRES	8:10 AM	8:55 AM	9:00 AM	3:30 PM	3:45 PM	4:34 PM	
CRPS	7:15 AM	8:05 AM	8:10 AM	2:40 PM	2:50 PM	3:26 PM	

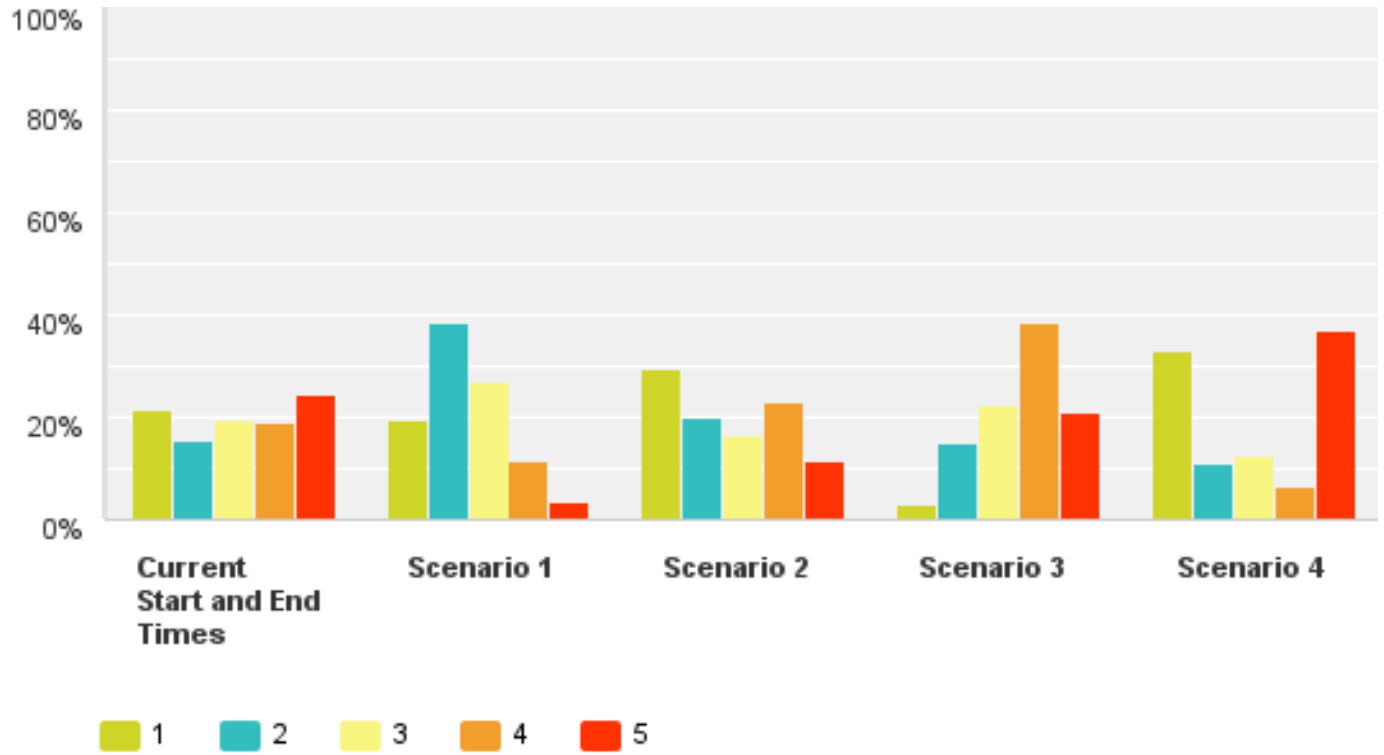
<b>Scenario 4 Cost Neutral</b>							
Description	Earliest AM Bus Start	AM Arrival	School Start Time	School End Time	PM Ride Start	Latest PM Ride End	
BHS	8:25 AM	8:52 AM	9:00 AM	4:07 PM	4:15 PM	4:45 PM	
TCMS	8:25 AM	8:52 AM	9:00 AM	3:58 PM	4:15 PM	4:45 PM	
FRES	7:00 AM	7:30 AM	7:35 AM	2:05 PM	2:15 PM	2:40 PM	
CRPS	7:30 AM	8:15 AM	8:20 AM	2:50 PM	3:00 PM	3:34 PM	

Council Rock Primary School Parents



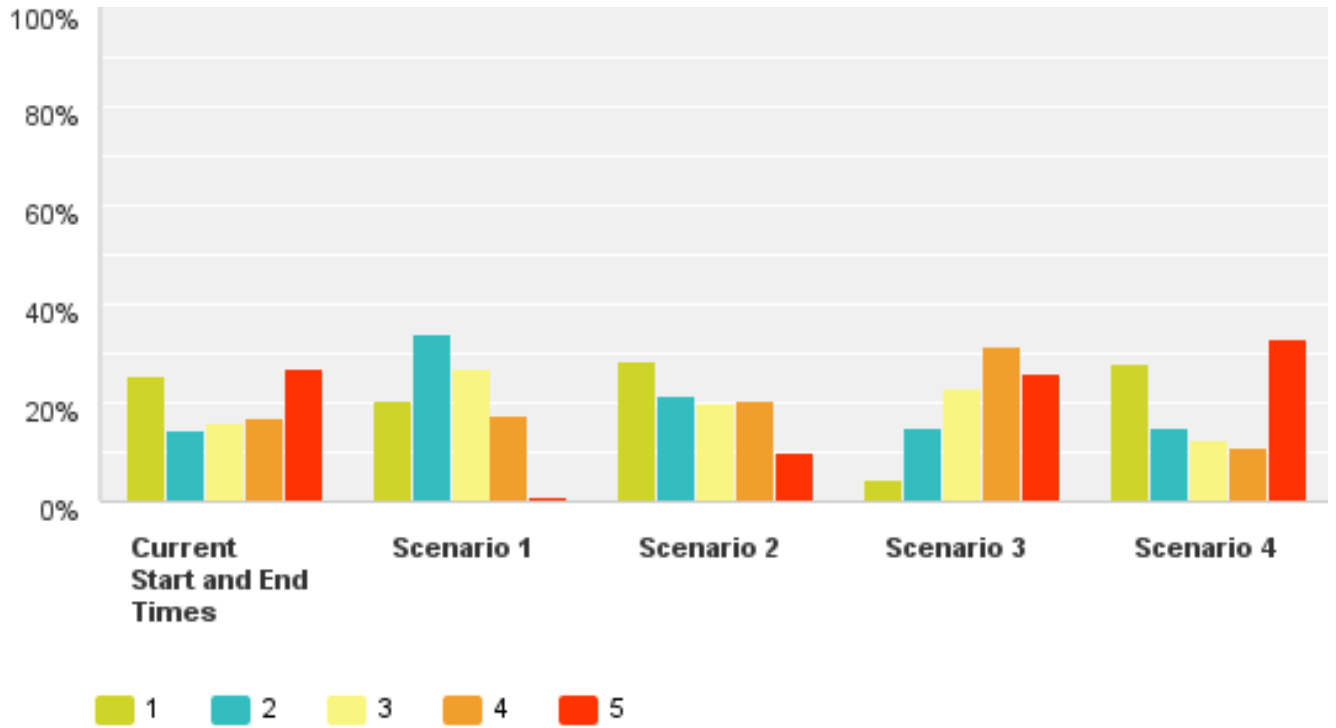
	1	2	3	4	5	Total
Current Start and End Times	<b>17.39%</b> 28	<b>14.29%</b> 23	<b>24.84%</b> 40	<b>17.39%</b> 28	<b>26.09%</b> 42	161
Scenario 1	<b>21.59%</b> 38	<b>38.64%</b> 68	<b>26.14%</b> 46	<b>11.36%</b> 20	<b>2.27%</b> 4	176
Scenario 2	<b>24.86%</b> 43	<b>18.50%</b> 32	<b>18.50%</b> 32	<b>25.43%</b> 44	<b>12.72%</b> 22	173
Scenario 3	<b>1.79%</b> 3	<b>15.48%</b> 26	<b>20.24%</b> 34	<b>36.90%</b> 62	<b>25.60%</b> 43	168
Scenario 4	<b>39.53%</b> 68	<b>14.53%</b> 25	<b>7.56%</b> 13	<b>8.72%</b> 15	<b>29.65%</b> 51	172

### French Road Elementary School Parents



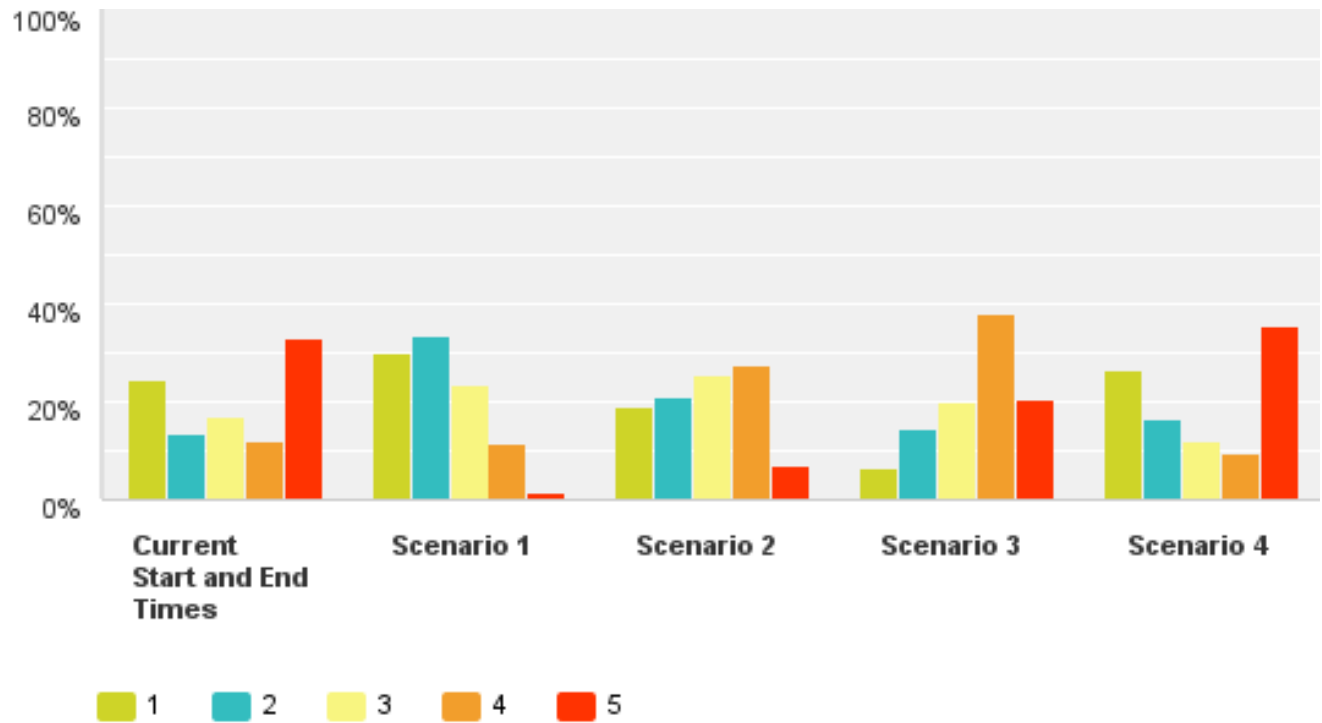
	1	2	3	4	5	Total
Current Start and End Times	<b>21.68%</b> 49	<b>15.49%</b> 35	<b>19.47%</b> 44	<b>19.03%</b> 43	<b>24.34%</b> 55	226
Scenario 1	<b>19.49%</b> 46	<b>38.56%</b> 91	<b>27.12%</b> 64	<b>11.44%</b> 27	<b>3.39%</b> 8	236
Scenario 2	<b>29.29%</b> 70	<b>20.08%</b> 48	<b>16.32%</b> 39	<b>23.01%</b> 55	<b>11.30%</b> 27	239
Scenario 3	<b>2.99%</b> 7	<b>14.96%</b> 35	<b>22.65%</b> 53	<b>38.46%</b> 90	<b>20.94%</b> 49	234
Scenario 4	<b>33.05%</b> 79	<b>10.88%</b> 26	<b>12.55%</b> 30	<b>6.28%</b> 15	<b>37.24%</b> 89	239

Twelve Corners Middle School Parents



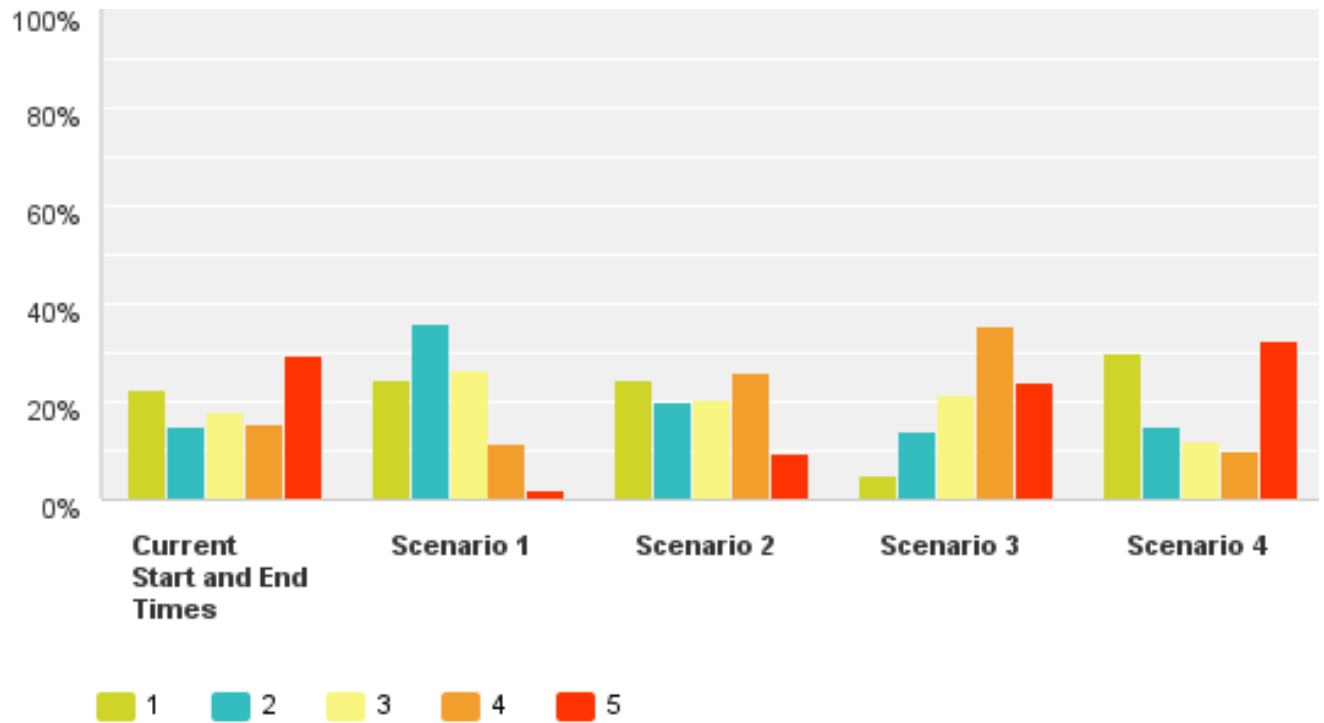
	1	2	3	4	5	Total
Current Start and End Times	<b>25.65%</b> 69	<b>14.50%</b> 39	<b>15.99%</b> 43	<b>17.10%</b> 46	<b>26.77%</b> 72	269
Scenario 1	<b>20.30%</b> 55	<b>33.95%</b> 92	<b>26.94%</b> 73	<b>17.71%</b> 48	<b>1.11%</b> 3	271
Scenario 2	<b>28.27%</b> 80	<b>21.55%</b> 61	<b>19.79%</b> 56	<b>20.49%</b> 58	<b>9.89%</b> 28	283
Scenario 3	<b>4.43%</b> 12	<b>15.13%</b> 41	<b>22.88%</b> 62	<b>31.37%</b> 85	<b>26.20%</b> 71	271
Scenario 4	<b>28.16%</b> 78	<b>15.16%</b> 42	<b>12.64%</b> 35	<b>10.83%</b> 30	<b>33.21%</b> 92	277

### Brighton High School Parents



	1	2	3	4	5	Total
Current Start and End Times	<b>24.74%</b> 71	<b>13.59%</b> 39	<b>17.07%</b> 49	<b>11.85%</b> 34	<b>32.75%</b> 94	287
Scenario 1	<b>30.03%</b> 88	<b>33.45%</b> 98	<b>23.55%</b> 69	<b>11.26%</b> 33	<b>1.71%</b> 5	293
Scenario 2	<b>19.24%</b> 56	<b>20.96%</b> 61	<b>25.43%</b> 74	<b>27.49%</b> 80	<b>6.87%</b> 20	291
Scenario 3	<b>6.32%</b> 18	<b>14.74%</b> 42	<b>20.00%</b> 57	<b>38.25%</b> 109	<b>20.70%</b> 59	285
Scenario 4	<b>26.62%</b> 78	<b>16.38%</b> 48	<b>11.95%</b> 35	<b>9.56%</b> 28	<b>35.49%</b> 104	293

### All Parents



	1	2	3	4	5	Total
Current Start and End Times	<b>22.33%</b> 144	<b>14.88%</b> 96	<b>17.98%</b> 116	<b>15.50%</b> 100	<b>29.30%</b> 189	645
Scenario 1	<b>24.36%</b> 162	<b>36.09%</b> 240	<b>26.32%</b> 175	<b>11.28%</b> 75	<b>1.95%</b> 13	665
Scenario 2	<b>24.32%</b> 162	<b>19.97%</b> 133	<b>20.42%</b> 136	<b>25.83%</b> 172	<b>9.46%</b> 63	666
Scenario 3	<b>4.75%</b> 31	<b>13.96%</b> 91	<b>21.32%</b> 139	<b>35.74%</b> 233	<b>24.23%</b> 158	652
Scenario 4	<b>30.19%</b> 202	<b>15.25%</b> 102	<b>11.96%</b> 80	<b>10.01%</b> 67	<b>32.59%</b> 218	669